

Place of Service

Last Modified on 09/20/2021 1:23 pm EDT

Version 14.19

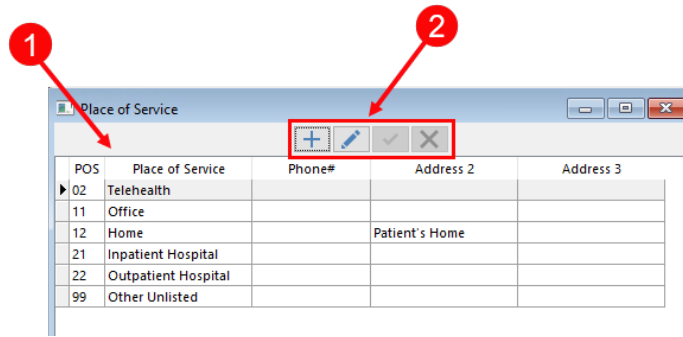


This window map article points out some of the important aspects of the window you're working with in OP but is not intended to be instructional. To learn about topics related to using this window, see the **Related Articles** section at the bottom of this page.

About Place of Service

Path: Billing tab > More (Reference Data group) > Place of Service Codes

The Place of Service window allows you to create and edit your Place of Service codes for use in Billing.



Place of Service Map


Number	Section	Description
1	Place of Service grid	The Place of Service grid indicates locations where services occur. The grid includes the location address and phone number.
2	Function buttons	The function buttons add a Place of Service, edit a Place of Service, save changes to a Place of Service, and cancel an edit.

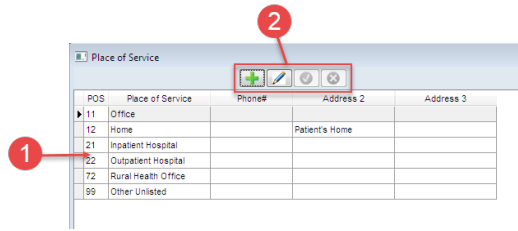
Version 14.10

About Place of Service

Path: Utilities Menu > Manage Codes > Place of Service Codes (Keyboard Shortcut keys: [Alt][U][C][P])

The Place of Service window allows you to create and edit your Place of Service codes for use in Billing.

 Typically no edits or additions are needed for pediatrics.



Place of Service Map

Number	Section	Description
1	Place of Service grid	The Place of Service grid indicates locations where services occur. The grid includes the location address and phone number.
2	Function buttons	The function buttons add a place of service, edit a place of service, post an edit, and cancel an edit.