

# System Preferences

Last Modified on 12/28/2022 8:45 am EST

Version 21.0



This window map article points out some of the important aspects of the window you're working with in OP but is not intended to be instructional. To learn about topics related to using this window, see the **Related Articles** section at the bottom of this page.

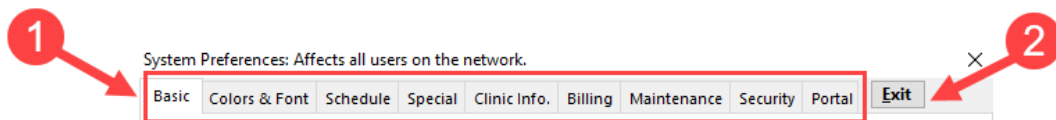
## About System Preferences

**Path: Admin tab > Global Preferences button**

The System Preferences (also known as Global preferences) window houses several tabs (and in some cases further sub-tabs) where a practice Administrator can set preferences that are applied throughout the **entire practice**.



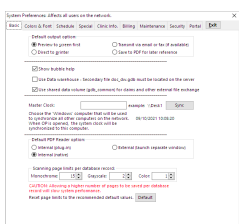
**User Permission:** The System Preferences window is only available to users with permission: **AA\_SystemAdmin\_mi**.

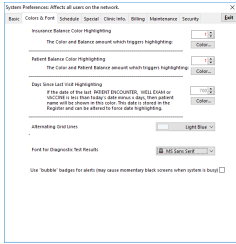
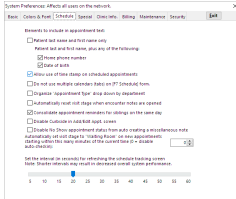
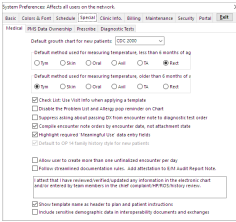
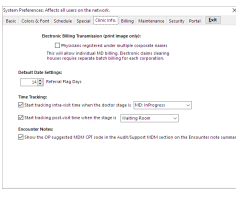
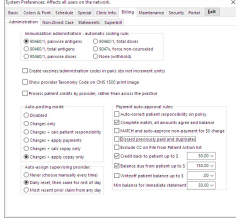
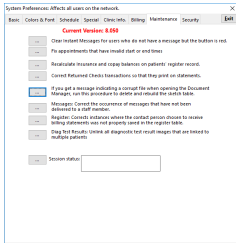


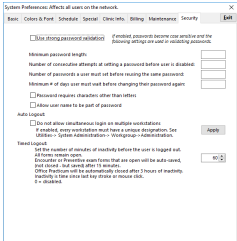
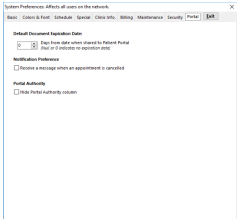
## About System Preferences Map

Number	Section	Description
1	System Preferences Tabs	The tabs located at the top of the window are used to navigate to the different sections for which System Preferences are available. Some tabs, such as Clinic Info., and Billing have sub-tabs that further categorize preferences options.
2	Exit button	The <b>Exit</b> button is used to save any changes that have been to system preferences and close the System Preferences window.

## System Preference Tabs

System Preference Tab	Window Thumbnail <i>Click to view a full-size image</i>	Tab Information
Basic Tab		System Preferences: Basic

Colors & Font Tab		System Preferences: Colors & Font
Schedule Tab		System Preferences: Schedule
Special Tab		System Preferences: Special
Clinic Info Tab		System Preferences: Clinic Info
Billing Tab		System Preferences: Billing
Maintenance Tab		System Preferences: Maintenance

Security Tab		System Preferences: Security
Portal Tab		System Preferences: Portal

Version 20.18



This window map article points out some of the important aspects of the window you're working with in OP but is not intended to be instructional. To learn about topics related to using this window, see the **Related Articles** section at the bottom of this page.

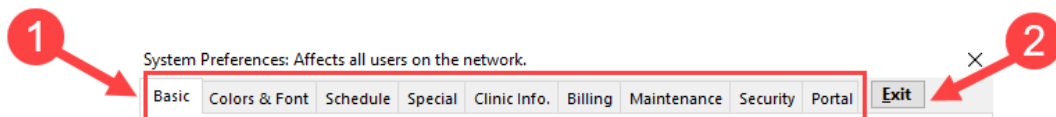
## About System Preferences

**Path: Admin tab > Global Preferences button**

The System Preferences (also known as Global preferences) window houses several tabs (and in some cases further sub-tabs) where a practice Administrator can set preferences that are applied throughout the **entire practice**.



**User Permission:** The System Preferences window is only available to users with permission: **AA\_SystemAdmin\_mi**.

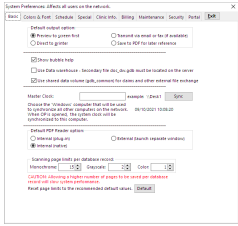
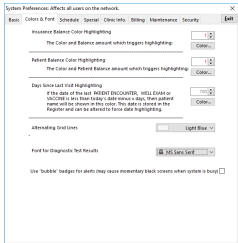
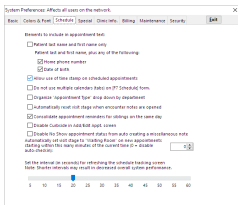
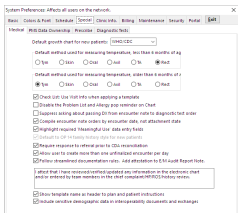
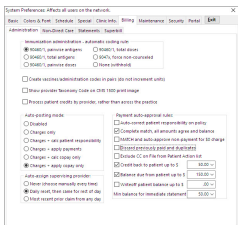
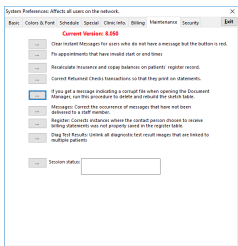


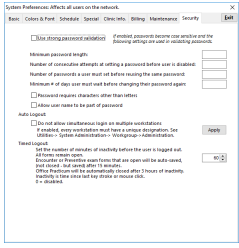
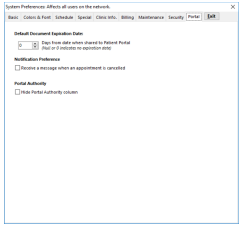
## About System Preferences Map

Number	Section	Description
1	System Preferences Tabs	The tabs located at the top of the window are used to navigate to the different sections for which System Preferences are available. Some tabs, such as Clinic Info., and Billing have sub-tabs that further categorize preferences options.
2	Exit button	The <b>Exit</b> button is used to save any changes that have been to system preferences and close the System Preferences window.

## System Preference Tabs

System Preference Tab	Window Thumbnail <i>Click to view a full-size image</i>	Tab Information
-----------------------	--	-----------------

Basic Tab		System Preferences: Basic
Colors & Font Tab		System Preferences: Colors & Font
Schedule Tab		System Preferences: Schedule
Special Tab		System Preferences: Special
Clinic Info Tab		System Preferences: Clinic Info
Billing Tab		System Preferences: Billing
Maintenance Tab		System Preferences: Maintenance

Security Tab		System Preferences: Security
Portal Tab		System Preferences: Portal