

Encounter: Document Chief Complaint, History of Present Illness, and Review of Systems

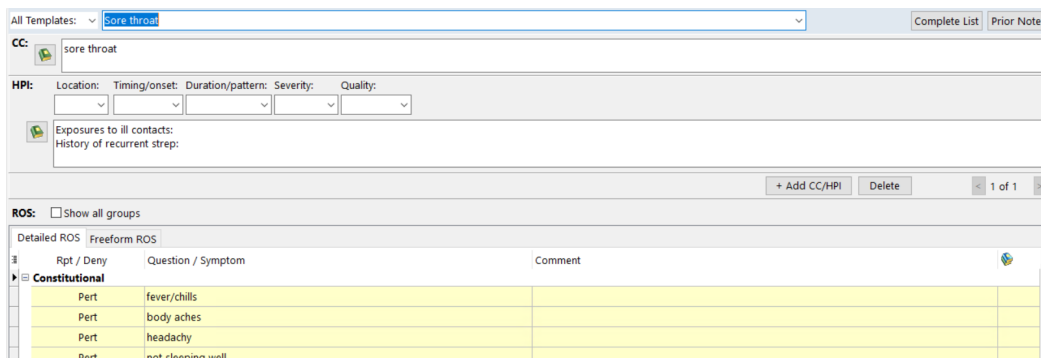
Last Modified on 12/27/2021 12:33 pm EST

Version 20.10

About

The CC/HPI/ROS section of the Encounter Note is divided into three sections to document the Chief Complaint (CC), History of Present Illness (HPI), and Review of Systems (ROS).

Pediatric practices differ on who is responsible for documenting these sections of the CC/HPI/ROS. As always, follow your practice's policy for entering this information.



The screenshot shows the Encounter Note form with the following sections:

- All Templates:** A dropdown menu set to "Sore throat".
- Complete List** and **Prior Notes** buttons.
- CC:** A text box containing "sore throat".
- HPI:** Fields for Location, Timing/onset, Duration/pattern, Severity, and Quality.
- Exposures to ill contacts:** and **History of recurrent strep:** text boxes.
- ROS:** A section with a "Show all groups" checkbox and a table.

Detailed ROS		Freeform ROS	
Rpt / Deny	Question / Symptom	Comment	
<input checked="" type="checkbox"/>	Constitutional		
Pert	fever/chills		
Pert	body aches		
Pert	headachy		
Pert	not sleeping well		

Document Chief Complaint (CC)

The CC field is a text box where:

- The field is populated with the chief complaint from the template applied.
- You may click into the text box and type additional information.
- You may use the Phrase Construction button and select phrases to insert.

Document History of Present Illness (HPI)

The HPI is a combination of elements with drop-down menus and a text field. The elements of the HPI include:

- Location
- Timing/onset
- Duration/pattern
- Severity
- Quality

1. Click into the drop-down for each pertinent element and select from the list.
2. Click into the text field:

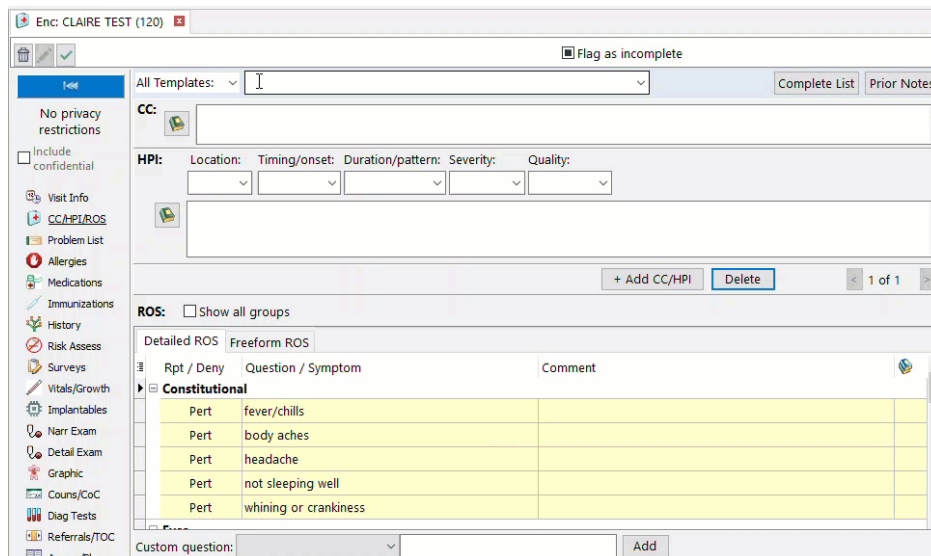
- Type in the answer to any question/statement populated from the template applied.
- Click into the text field and type additional information.

Adding Additional Complaints

The steps below are used when adding an additional CC/HPI form when a template is not selected from the All Templates or Author Specific lists.

1. Click the **+ Add CC/HPI** button. A blank form is displayed.
2. Type a complaint into the CC field and select from the drop-downs or type in the text field of HPI.

Note: In the animation below, you will see Sore Throat being entered as the first CC, and then Ear Pain layered on top of it. You will also see the toggle count increase to two and the use of the forward and backward arrows. To view additional CC/HPI information, click the right-facing or left-facing arrow. To remove an added CC/HPI, click the **Delete** button after confirming you are on the correct form.



The screenshot shows the medical software interface for a patient named CLAIRE TEST (120). The interface includes a sidebar with navigation options like 'Visit Info', 'CC/HPI/ROS', 'Problem List', 'Allergies', 'Medications', 'Immunizations', 'History', 'Risk Assess', 'Surveys', 'Vitals/Growth', 'Implantables', 'Narr Exam', 'Detail Exam', 'Graphic', 'Couns/CoC', 'Diag Tests', and 'Referrals/TOC'. The main content area shows the 'All Templates' dropdown, a 'Flag as incomplete' checkbox, and a 'Complete List' button. Below this is the 'CC' field with a dropdown arrow. The 'HPI' section has fields for 'Location', 'Timing/onset', 'Duration/pattern', 'Severity', and 'Quality'. There are '+ Add CC/HPI' and 'Delete' buttons. The 'ROS' section has a 'Show all groups' checkbox and a 'Detailed ROS' / 'Freeform ROS' toggle. A table displays symptoms categorized by body systems, with 'Constitutional' symptoms listed as 'Pert fever/chills', 'Pert body aches', 'Pert headache', 'Pert not sleeping well', and 'Pert whining or crankiness'. The table has columns for 'Rpt / Deny', 'Question / Symptom', and 'Comment'. At the bottom, there is a 'Custom question' field and an 'Add' button.

Document Review of System (ROS)

The ROS section is where you can assess and document the patient's symptoms categorized by body systems.

1. To change the symptoms of the ROS, click on the word in the **Rpt/Deny** column.
 - Click **Pert** once to change to **Reports** and click again to change to **Denies**. If the symptom is not applicable, and you do not want it in today's note, simply leave the items as **Pert**.



Note: Any symptoms left as pertinent (Pert) will not be seen on the final note. If a symptom is marked as Reports or Denies, and should not appear on the note, click through until you see **Skip**.

2. To add additional comments or notes to an ROS line, click in the Comment field and enter your comment. Phrase Construction can also be used by clicking the **Phrase Construction** button located in the **Comment** field.

ROS: Show all groups

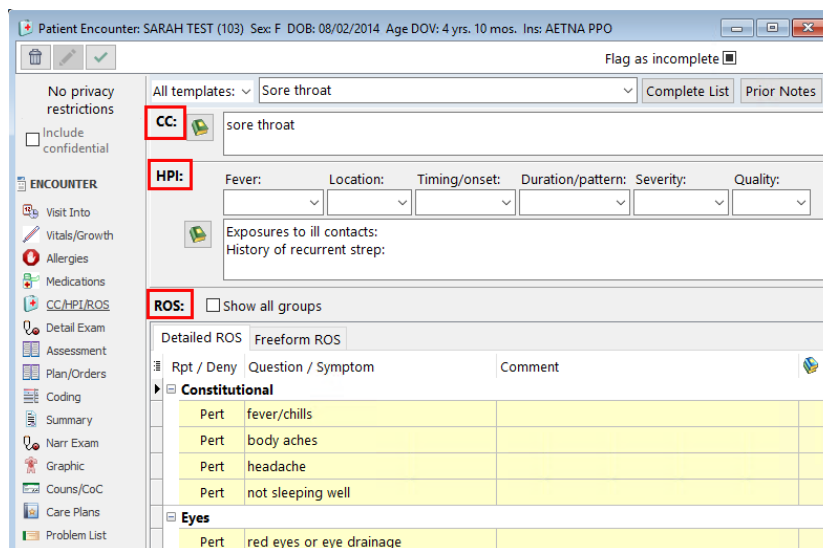
Rpt / Deny	Question / Symptom	Comment
Constitutional		
Reports	fever/chills	
Pert	body aches	
Reports	headache	You can type your comments here, or use ---->
Pert	not sleeping well	
Eyes		
Pert	red eyes or eye drainage	
ENT		
Pert	runny nose and/or nasal congestion	
Reports	sore throat	
Pert	postnasal drip	

Version 20.8

Overview

The CC/HPI/ROS section of the Encounter Note is divided into three sections to document the Chief Complaint (CC), History of Present Illness (HPI), and Review of Systems (ROS).

Pediatric practices differ on who is responsible for documenting these sections of the CC/HPI/ROS. As always, follow your practice's policy for entering this information.



Patient Encounter: SARAH TEST (103) Sex: F DOB: 08/02/2014 Age DOV: 4 yrs. 10 mos. Ins: AETNA PPO

Flag as incomplete

All templates: Sore throat Complete List Prior Notes

CC: sore throat

HPI: Fever: Location: Timing/onset: Duration/pattern: Severity: Quality: Exposures to ill contacts: History of recurrent strep:

ROS: Show all groups

Rpt / Deny	Question / Symptom	Comment
Constitutional		
Pert	fever/chills	
Pert	body aches	
Pert	headache	
Pert	not sleeping well	
Eyes		
Pert	red eyes or eye drainage	

Document Chief Complaint (CC)

The CC field is a text box where:

- The field is populated with the chief complaint from the template applied.
- You may click into the text box and type additional information.
- You may use the Phrase Construction button and select phrases to insert.

Document History of Present Illness (HPI)

The HPI is a combination of elements with drop-down menus and a text field. The elements of the HPI include:

- Fever
- Location
- Timing/onset

- Duration/pattern
- Severity
- Quality

1. Click in to the drop-down for each pertinent element and select from the list.
2. Click in to the text field:

- Type in the answer to any question/statement populated from the template applied.
- Click in to the text field and type additional information.

Document Review of System (ROS)

This is the section where you can assess and document the patient's symptoms categorized by body systems.

1. To change the symptoms of the ROS click on the word in the **Rpt/Deny** column.

- Click **Pert** once to change to **Reports** and click again to change to **Denies**. If the symptom is not applicable, and you do not want it in today's note, simply leave the items as **Pert**.



Note: Any symptoms left as pertinent (Pert) will not be seen on the final note. If a symptom is marked as Reports or Denies, and should not appear on the note, click through until you see **Skip**.

2. To add additional comments or notes to an ROS line, click in the comment field and enter your comment. Phrase Construction can also be used by clicking the **Phrase Construction** button located in the **Comment** field.

ROS: Show all groups

Detailed ROS		Freeform ROS
Rpt / Deny	Question / Symptom	Comment
Constitutional		
Reports	fever/chills	
Pert	body aches	
Reports	headache	You can type your comments here, or use ---->
Pert	not sleeping well	
eyes		
Pert	red eyes or eye drainage	
ENT		
Pert	runny nose and/or nasal congestion	
Reports	sore throat	
Pert	postnasal drip	