

Important Content Update Message

We are currently updating the OP Help Center content for the release of OP 20. OP 20 (official version 20.0.x) is the certified, 2015 Edition, version of the Office Practicum software. This is displayed in your software (**Help tab > About**) and in the Help Center tab labeled Version 20.0. We appreciate your patience as we continue to update all of our content.

Objective: Electronic Prescribing with Formulary Query

Last Modified on 12/19/2019 12:29 pm EST

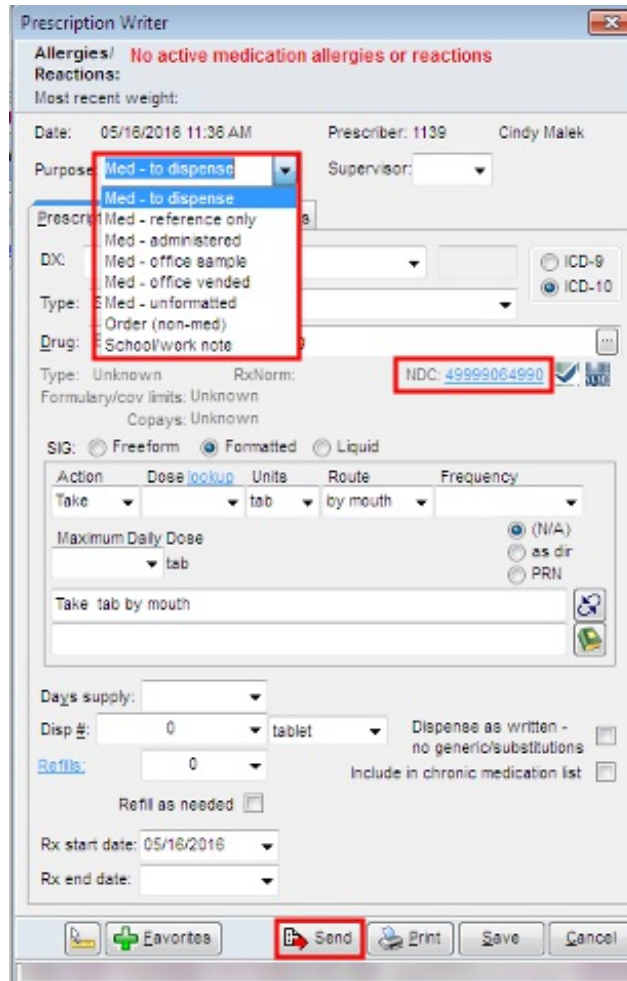
Tip: The information in this article is used for Meaningful Use Stage 2 (2018 and prior years). The information should *not* be used for Promoting Interoperability (formerly MU Stage 3, attestation years 2019 and after). If you need information for Promoting Interoperability, select from the links below.

- [Overview: Participating in the EHR Incentive Program](#)
- [Promoting Interoperability Objective and Measures](#)
- [CQM Solutions](#)
- [Dr. Berman's MU Corner](#)

Using e-Prescribing with Formulary Query

>50% of all medications written during the reporting period are transmitted electronically and queried for a drug formulary

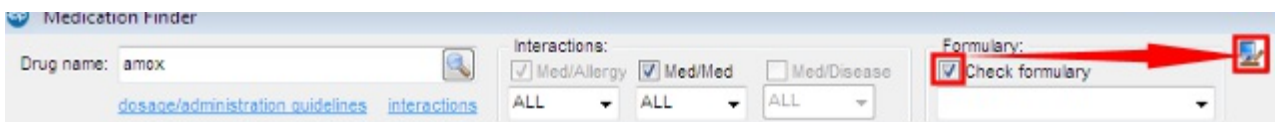
- Medication written and sent electronically using:
- Med to Dispense
- Med must have a valid NDC#



Drug Formulary Query - Enabled during the Entire Reporting Period

Set Provider Formulary Checking

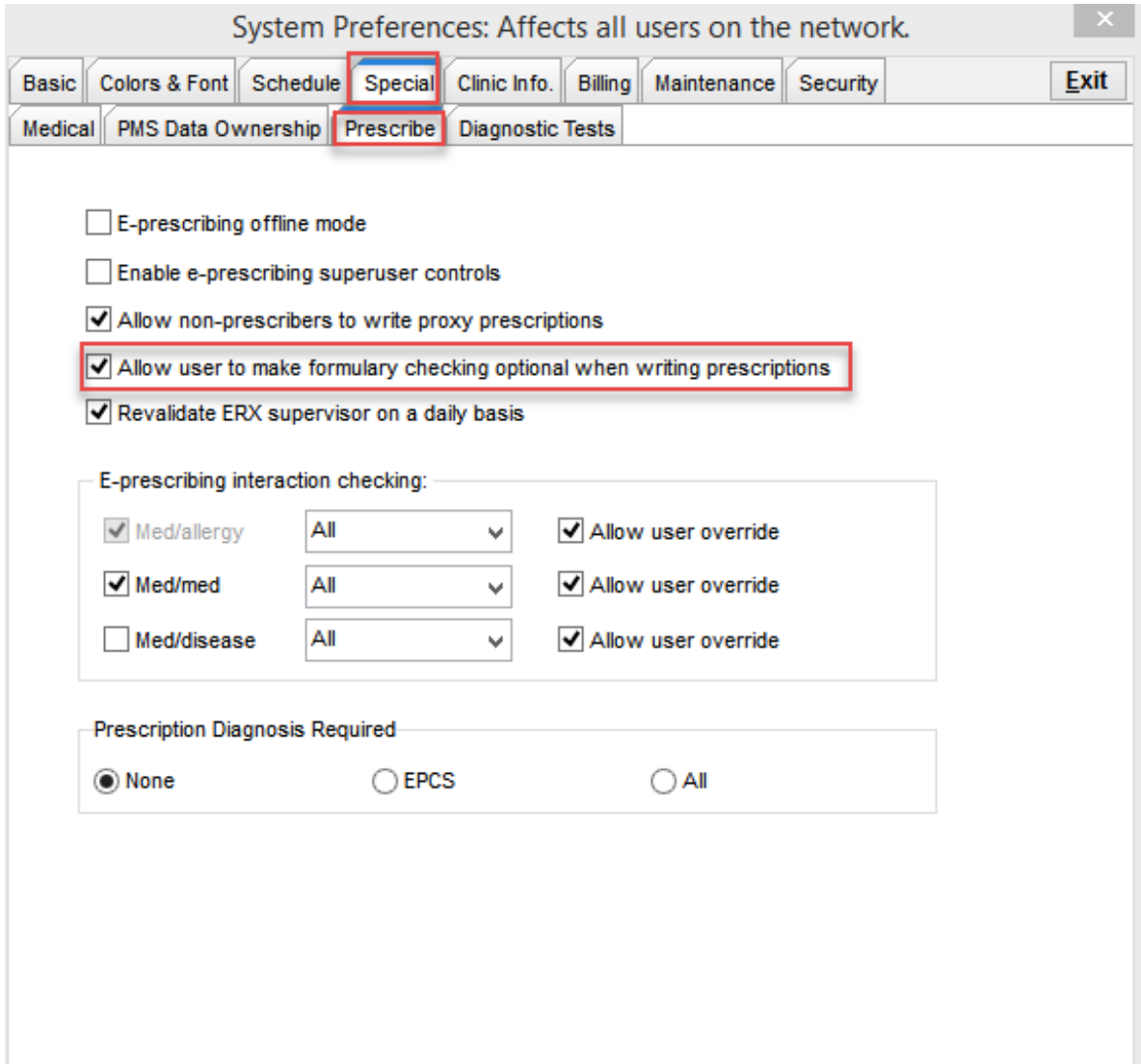
1. From the medications tab of a patient chart, click to add a new medication.
2. Search for any medication.
3. From the Medication Finder window, click the **Check Formulary** checkbox.
4. Save as a Preference.
5. Complete the above steps for all providers.



Set Formulary Preference

1. Click **Utilities > System Admin > System Preferences**
2. Click the **Special** tab.

3. Click the **Prescribe** tab (if not selected).
4. Deselect the **Allow user to make formulary checking optional when writing prescription** checkbox.
5. Click the **Exit** button.



System Preferences: Affects all users on the network.

Basic Colors & Font Schedule **Special** Clinic Info. Billing Maintenance Security **Exit**

Medical PMS Data Ownership **Prescribe** Diagnostic Tests

E-prescribing offline mode

Enable e-prescribing superuser controls

Allow non-prescribers to write proxy prescriptions

Allow user to make formulary checking optional when writing prescriptions

Revalidate ERX supervisor on a daily basis

E-prescribing interaction checking:

<input checked="" type="checkbox"/> Med/allergy	All	<input checked="" type="checkbox"/> Allow user override
<input checked="" type="checkbox"/> Med/med	All	<input checked="" type="checkbox"/> Allow user override
<input type="checkbox"/> Med/disease	All	<input checked="" type="checkbox"/> Allow user override

Prescription Diagnosis Required

None EPCS All



Note: OP 14 default in System Preferences is set to allow providers to individually set the preference for Formulary checking. Have all prescribers set the Formulary checkbox as a preference in the Medication Finder, then deselect the checkbox in System Preferences to disable the feature so that it cannot be accidentally changed.