

Financial Analytics: Trends

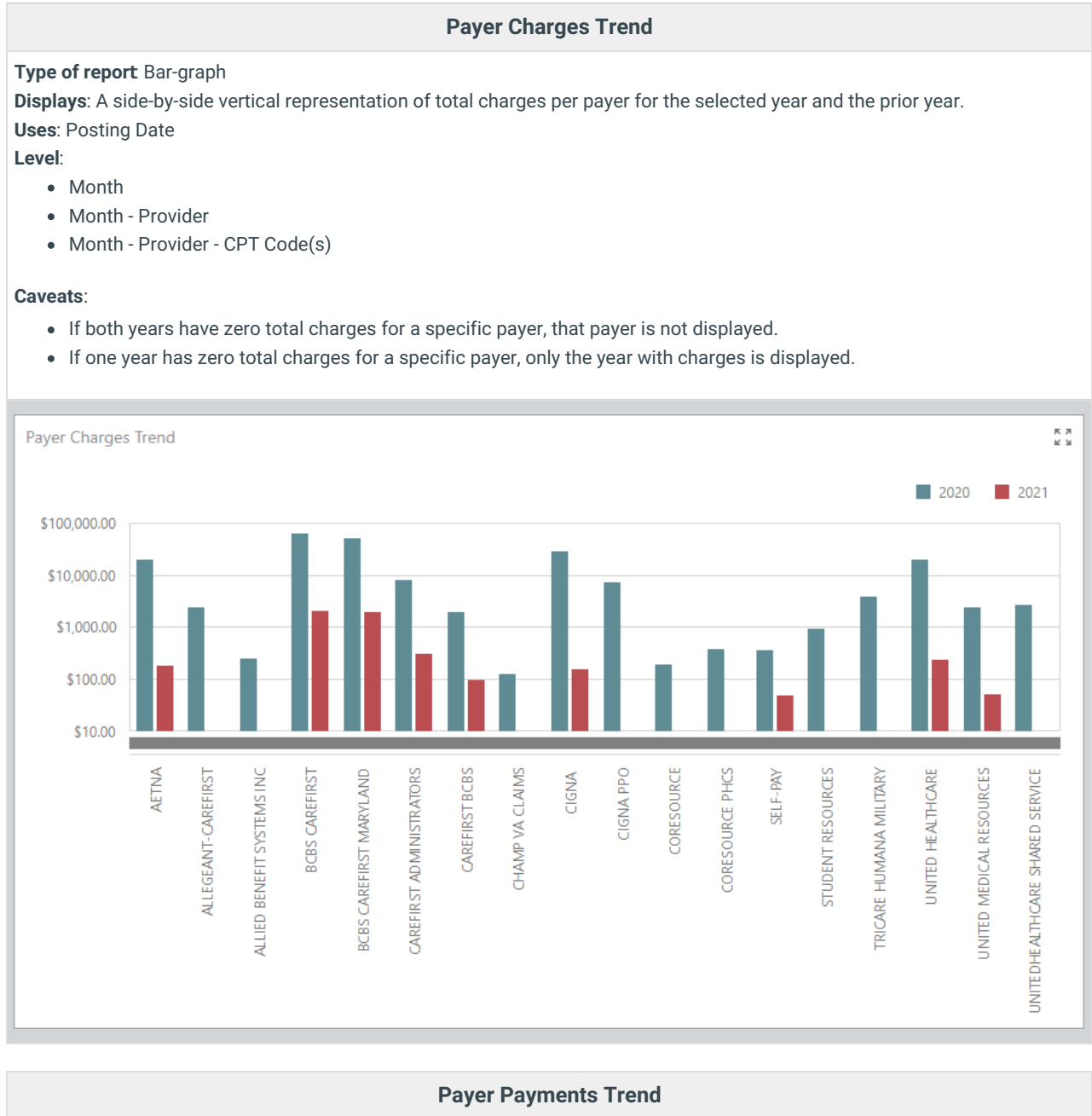
Last Modified on 06/22/2022 7:22 am EDT

Version 20.16

☁ This is a contracted feature available to OP Cloud Practices. Contact your Client Account Manager for more information.

Path: Tools tab > Financial Analytics button > Trends

Payer Charges and Payer Payments Trends



Type of report Bar-graph

Displays: A side-by-side vertical representation of total payments per payer for the selected year and the prior year.

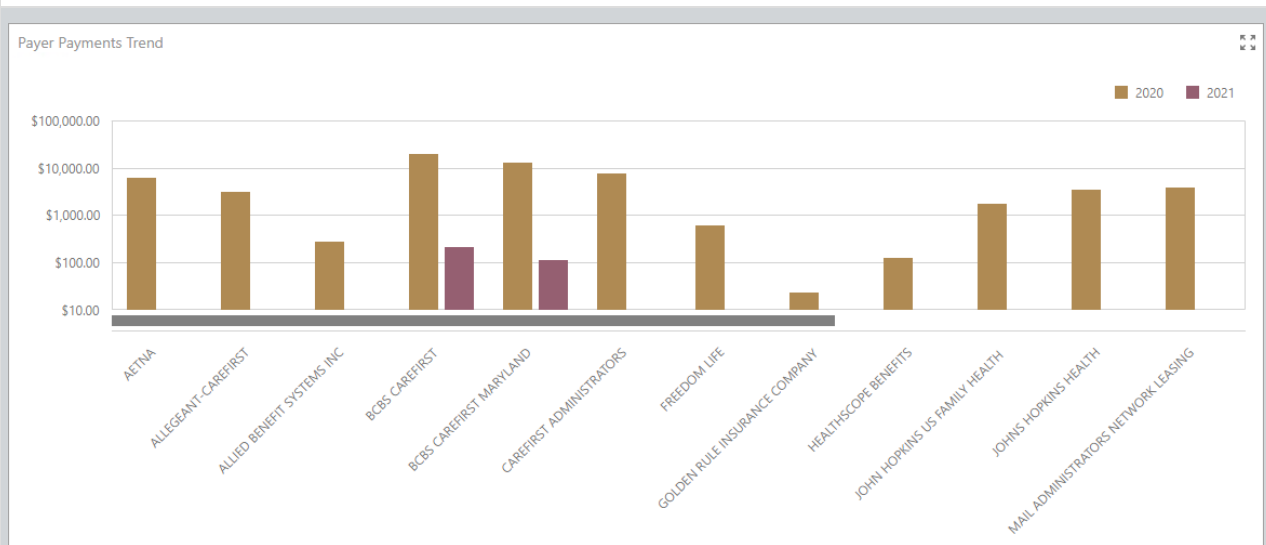
Uses: Posting Date

Level:

- Month
- Month - Provider
- Month - Provider - CPT Code(s)

Caveats:

- If both years have zero total payments for a specific payer, that payer is not displayed.
- If one year has zero total payments for a specific payer, only the year with payments is displayed.



Provider Charges and Payments Trends

Provider Charges Trend

Type of report: Bar-graph

Displays: A side-by-side vertical representation of total charges per provider for the selected year and the prior year.

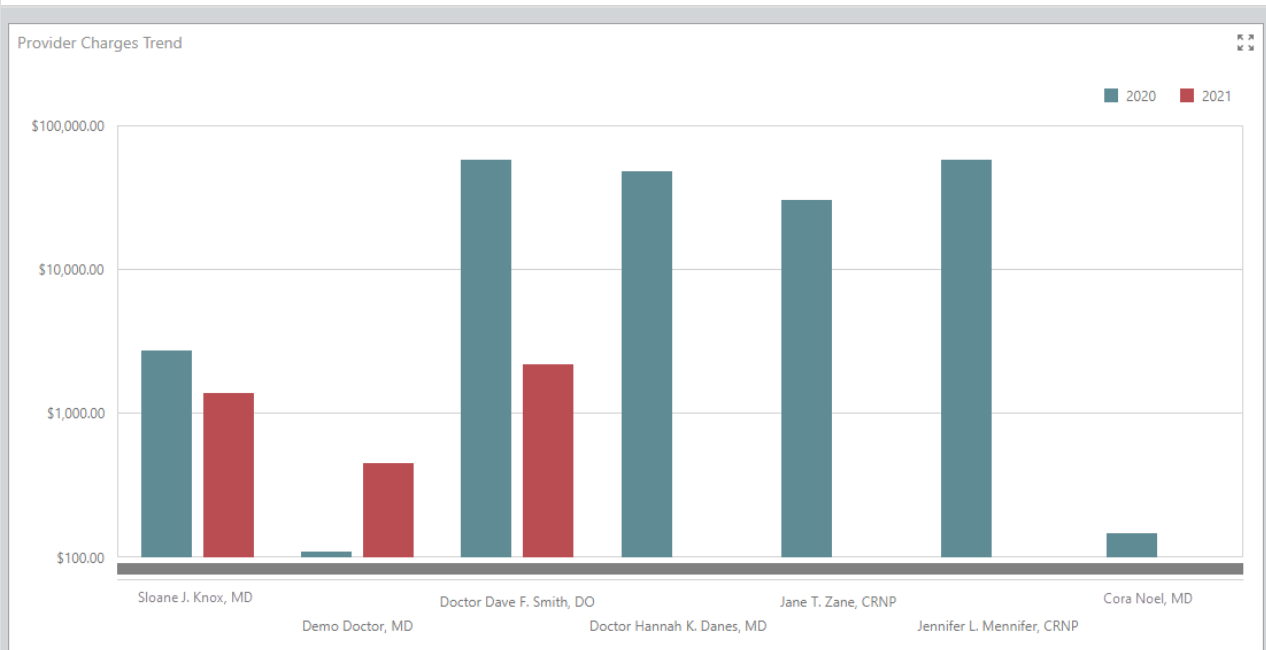
Uses: Posting Date

Level:

- Month
- Month - Payer
- Month - Payer - CPT Code(s)

Caveats:

- If both years have zero total charges for a specific provider, that provider is not displayed.
- If one year has zero total charges for a specific provider, only the year with charges is displayed.



Provider Payments Trend

Type of report: Bar-graph

Displays: A side-by-side vertical representation of total payments per payer for the selected year and the prior year.

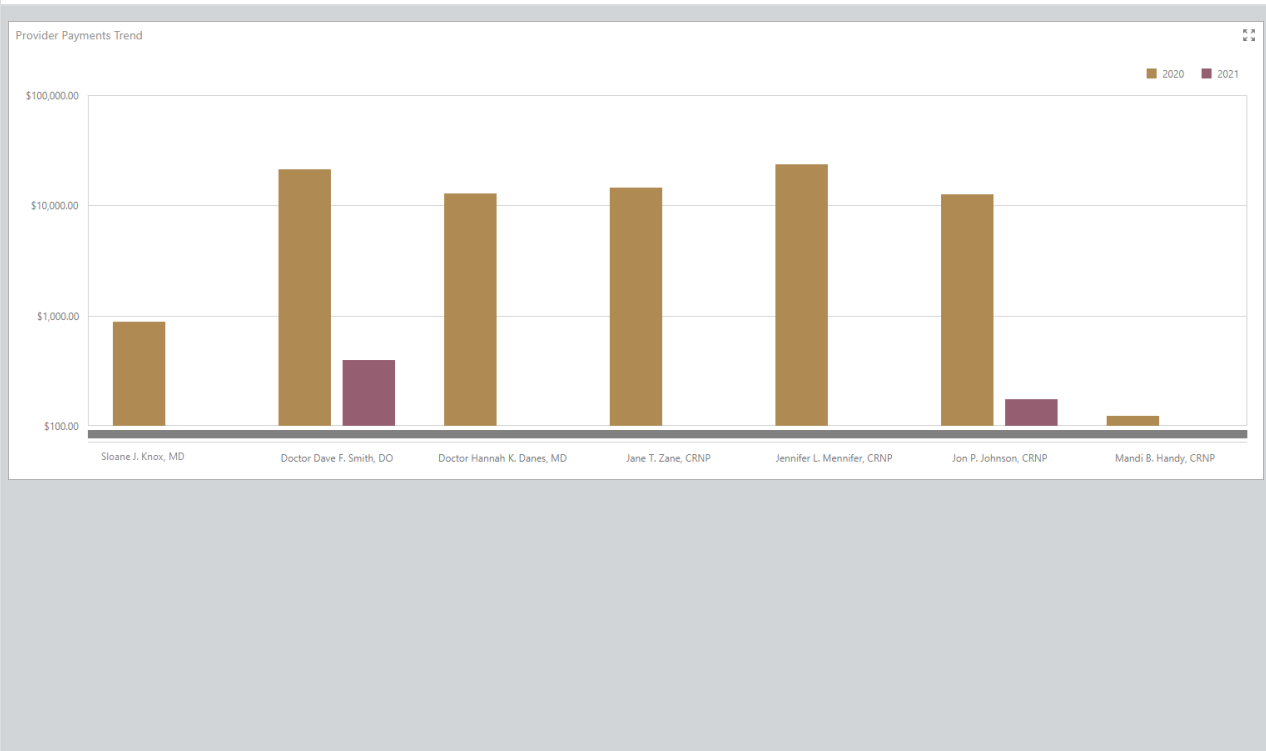
Uses: Posting Date

Levels:

- Month
- Month - Payer
- Month - Payer - CPT Code(s)

Caveats:

- If both years have zero total payments for a specific payer, that payer is not displayed.
- If one year has zero total payments for a specific payer, only the year with payments is displayed.



CPT Charges and Payments Trends

The CPT Charges and Payments Trend dashboards display CPT information by pre-set CPT categories. The CPT categorization is as follows:

- **New Encounters:** 99201-99205
- **Established Encounters:** 99211-99215
- **New Well Visits:** 99381-99385
- **Established Well Visits:** 99391-99395
- **Vaccines:** 90476-90479, 9048%, 9049%, 905%, 906%, 9070%, 9071%, 9072%, 9073%, 9074%, 9075%, or 9130%
- **Vaccine Administrations:** 90460-90474, 0001A-0002A, 0011A-0012A, 0021A-0022A, or 0031A
- **Laboratory:** 80049-89399
- **Hospital Charges:** 99460-99463, 99238-99239, 99221-99223, 99231-99233, 99477-99480, or 99468
- **Procedures:** 0xxxx-6xxxx, 92550-92588, 99173-99177, 961xx, or 94760
- **Surveys:** 96110, 96127, 96160, 96161

CPT Charges Trend

Type of report Bar-graph

Displays: A side-by-side vertical representation of total charges per CPT category for the selected year and the prior year.

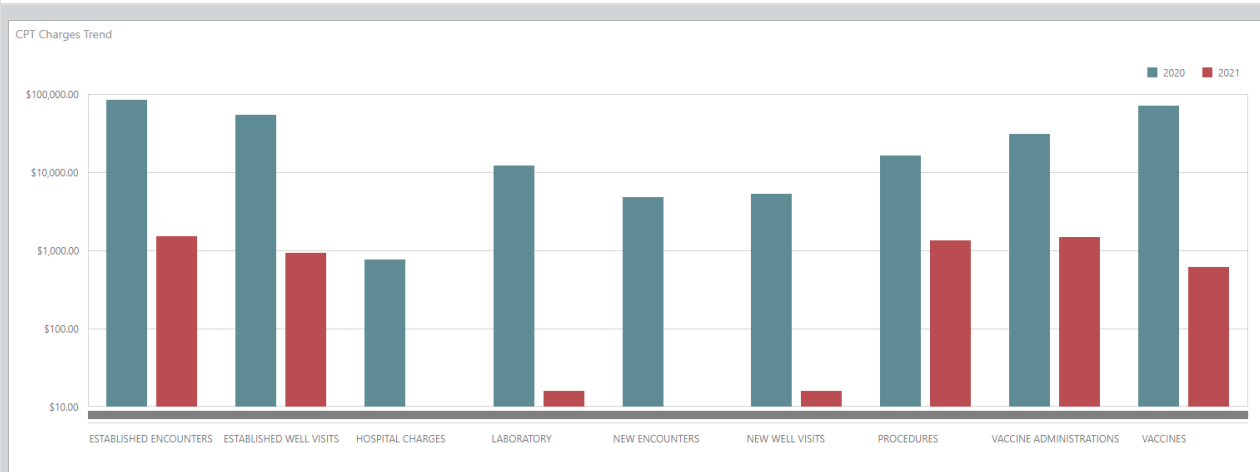
Uses: Posting Date

Level:

- Month
- Month - Payer

Caveats:

- If both years have zero total charges for a specific CPT category, that category is not displayed.
- If one year has zero total charges for a specific CPT category, only the category with CPT charges is displayed.



CPT Payments Trend

Type of report Bar-graph

Displays: A side-by-side vertical representation of total CPT payments per CPT category for the selected year and the prior year.

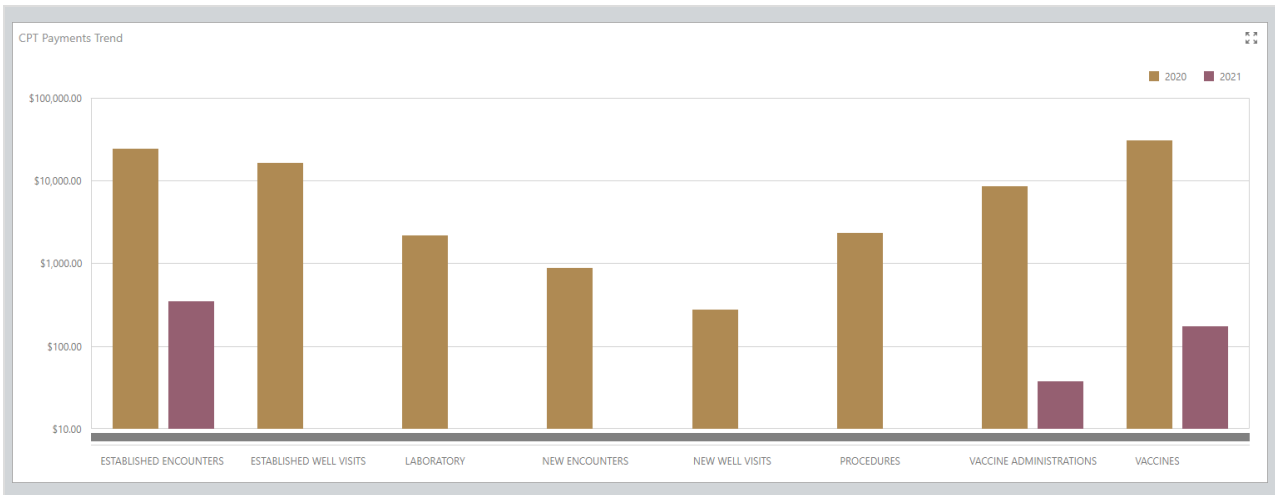
Uses: Posting Date

Level:

- Month
- Month - Payer

Caveats:

- If both years have zero total CPT payments for a specific category, that category is not displayed.
- If one year has zero total CPT payments for a specific category, only the category with CPT payments is displayed.



Version 20.13

Path: Tools tab > Financial Dashboards button > Trends

Payer Charges and Payer Payments Trends

Payer Charges Trend

Type of report: Bar-graph

Displays: A side-by-side vertical representation of total charges per payer for the selected year and the prior year.

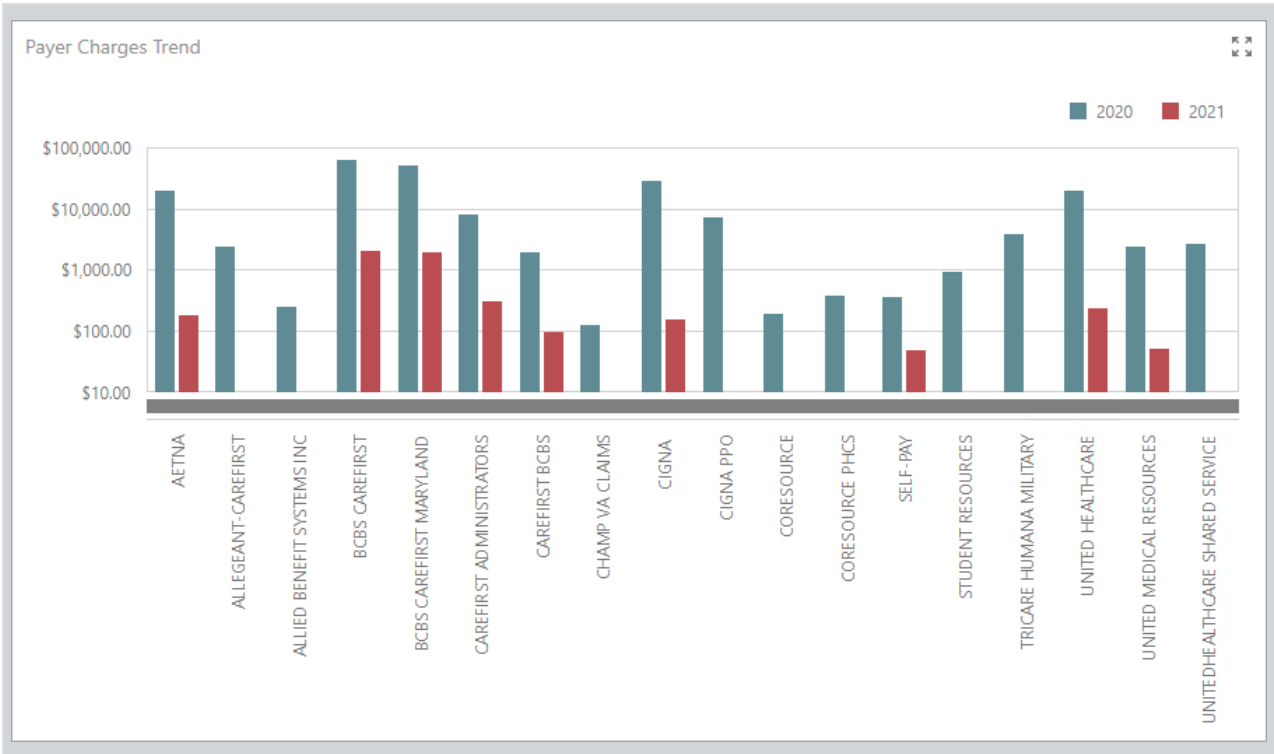
Uses: Posting Date

Level:

- Month
- Month - Provider

Caveats:

- If both years have zero total charges for a specific payer, that payer is not displayed.
- If one year has zero total charges for a specific payer, only the year with charges is displayed.



Payer Payments Trend

Type of report: Bar-graph

Displays: A side-by-side vertical representation of total payments per payer for the selected year and the prior year.

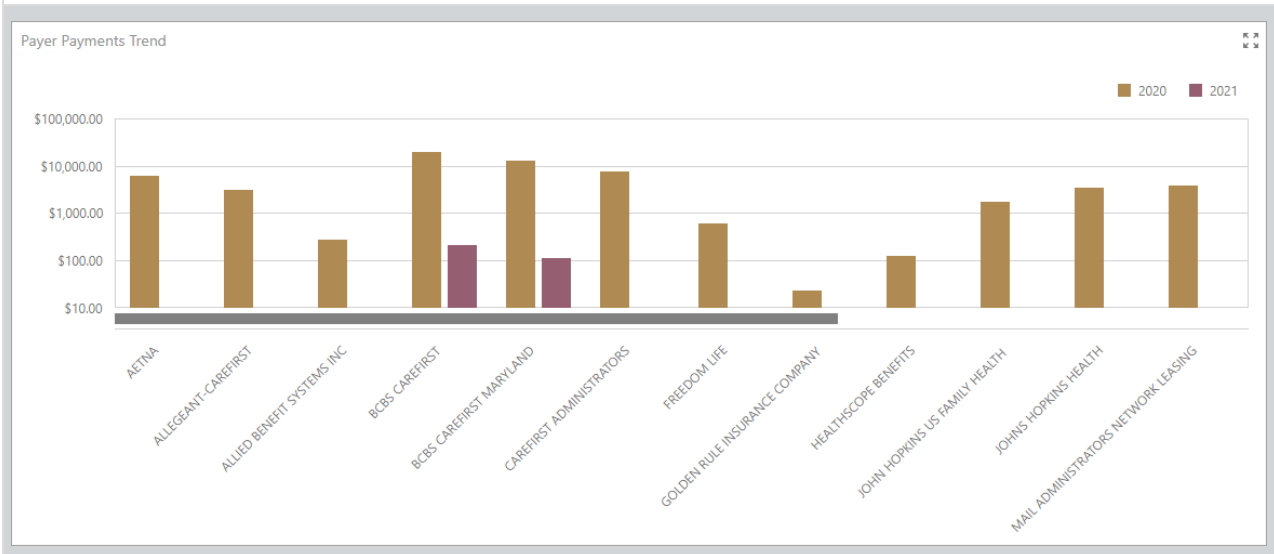
Uses: Posting Date

Level:

- Month
- Month - Provider

Caveats:

- If both years have zero total payments for a specific payer, that payer is not displayed.
- If one year has zero total payments for a specific payer, only the year with payments is displayed.



Provider Charges and Payments Trends

Provider Charges Trend

Type of report: Bar-graph

Displays: A side-by-side vertical representation of total charges per provider for the selected year and the prior year.

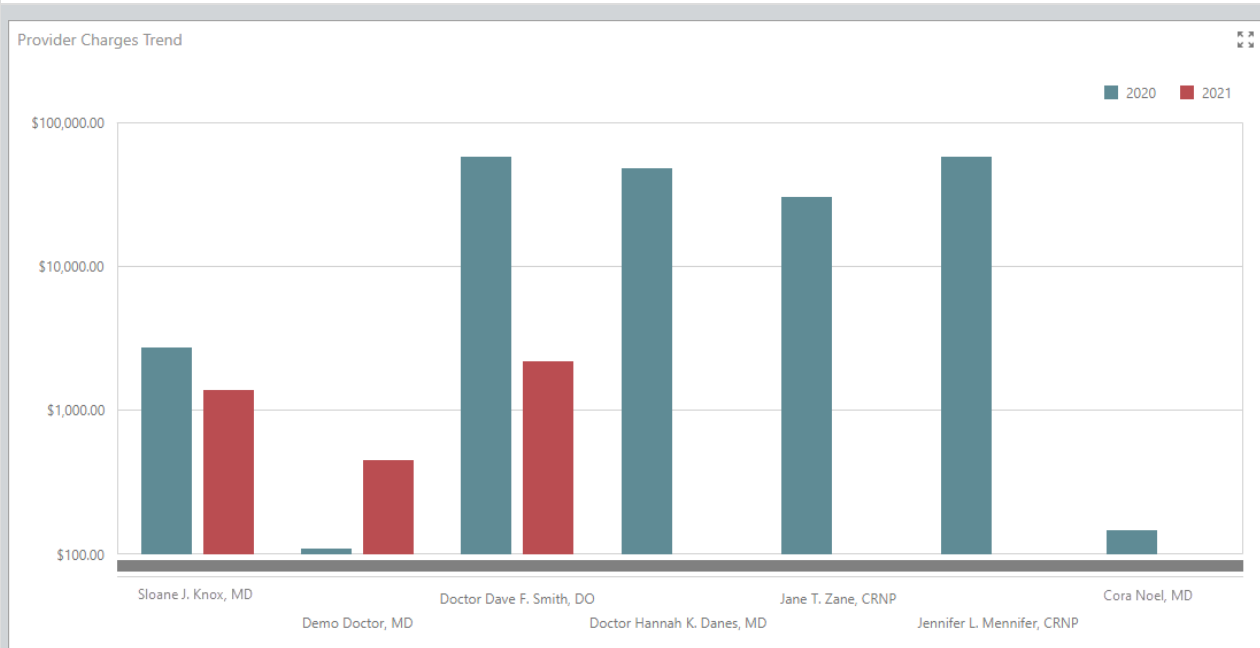
Uses: Posting Date

Level:

- Month
- Month - Payer

Caveats:

- If both years have zero total charges for a specific provider, that provider is not displayed.
- If one year has zero total charges for a specific provider, only the year with charges is displayed.



Provider Payments Trend

Type of report: Bar-graph

Displays: A side-by-side vertical representation of total payments per payer for the selected year and the prior year.

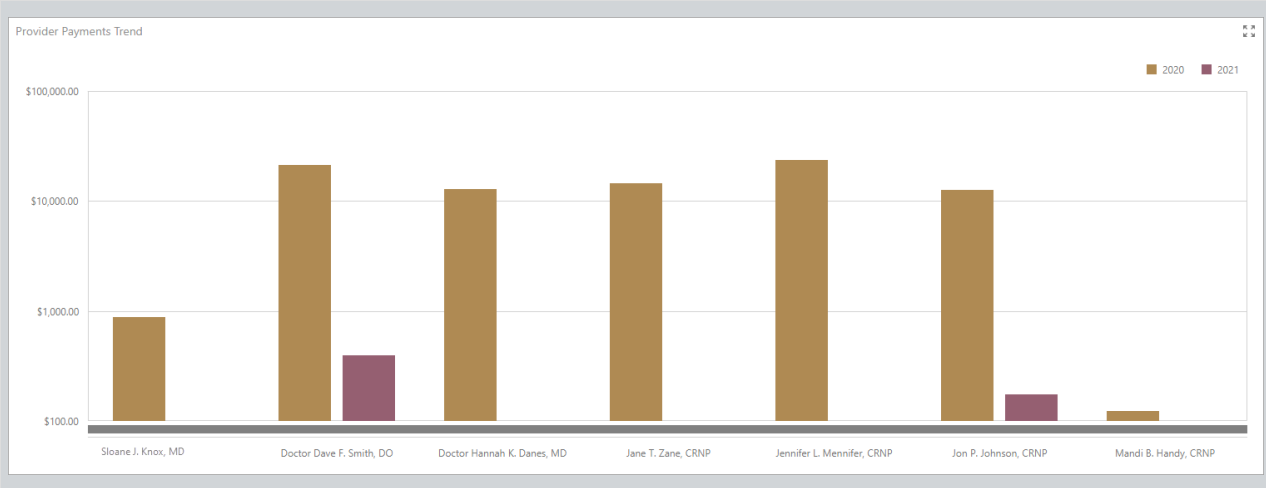
Uses: Posting Date

Levels:

- Month
- Month - Payer

Caveats:

- If both years have zero total payments for a specific payer, that payer is not displayed.
- If one year has zero total payments for a specific payer, only the year with payments is displayed.



CPT Charges and Payments Trends

The CPT Charges and Payments Trend dashboards display CPT information by pre-set CPT categories. The CPT categorization is as follows:

- **New Encounters:** 99201-99205
- **Established Encounters:** 99211-99215
- **New Well Visits:** 99381-99385
- **Established Well Visits:** 99391-99395
- **Vaccines:** 90476-90479, 9048%, 9049%, 905%, 906%, 9070%, 9071%, 9072%, 9073%, 9074%, 9075%, or 9130%
- **Vaccine Administrations:** 90460-90474, 0001A-0002A, 0011A-0012A, 0021A-0022A, or 0031A
- **Laboratory:** 80049-89399
- **Hospital Charges:** 99460-99463, 99238-99239, 99221-99223, 99231-99233, 99477-99480, or 99468
- **Procedures:** 0xxxx-6xxxx, 92550-92588, 99173-99177, 961xx, or 94760
- **Surveys:** 96110, 96127, 96160, 96161

CPT Charges Trend

Type of report Bar-graph

Displays: A side-by-side vertical representation of total charges per CPT category for the selected year and the prior year.

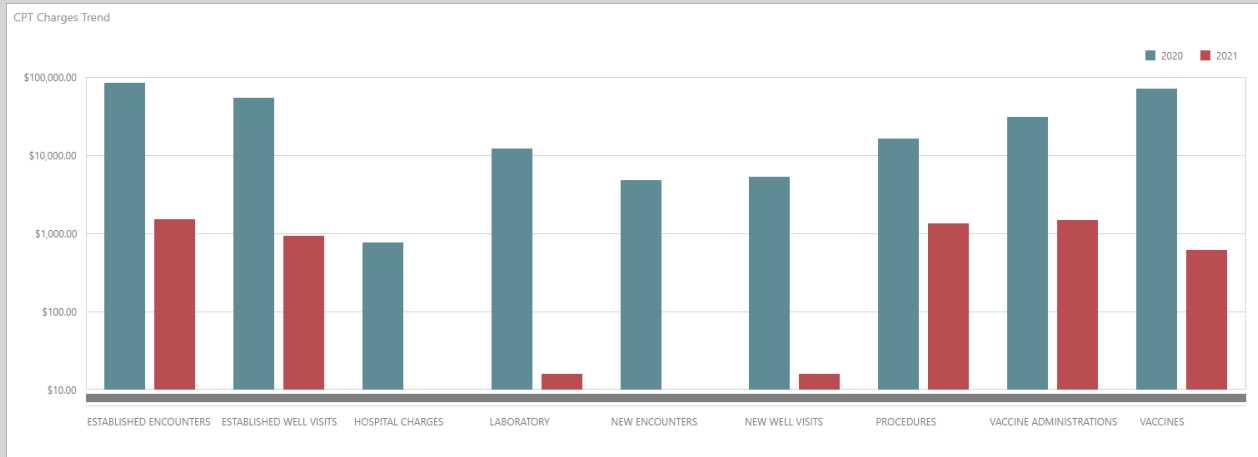
Uses: Posting Date

Level:

- Month
- Month - Payer

Caveats:

- If both years have zero total charges for a specific CPT category, that category is not displayed.
- If one year has zero total charges for a specific CPT category, only the category with CPT charges is displayed.



CPT Payments Trend

Type of report Bar-graph

Displays: A side-by-side vertical representation of total CPT payments per CPT category for the selected year and the prior year.

Uses: Posting Date

Level:

- Month
- Month - Payer

Caveats:

- If both years have zero total CPT payments for a specific category, that category is not displayed.
- If one year has zero total CPT payments for a specific category, only the category with CPT payments is displayed.

