

# Financial Analytics: Vaccines

Last Modified on 06/22/2022 7:22 am EDT

Version 20.16

 This is a contracted feature available to OP Cloud Practices. Contact your Client Account Manager for more information.

**Path: Tools tab > Financial Analytics button > Vaccines**

## Vaccine Charges and Payments

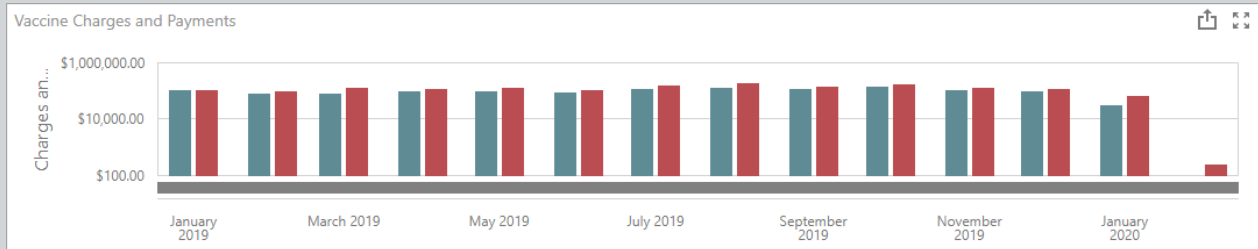
**Type of report** Bar-graph

**Displays:** A side-by-side vertical representation of vaccine charges and payments. Vaccine charges are defined as CPT codes: 90476-90479, 9048%, 9049%, 905%, 906%, 9070%, 9071%, 9072%, 9073%, 9074%, 9075%, or 9130%.

**Uses:** Posting Date

**Levels:**

- Month
- Month - Payer
- Month - Payer - Provider
- Month - Payer - Provider - CPT Code(s)



## Administration Charges and Payments

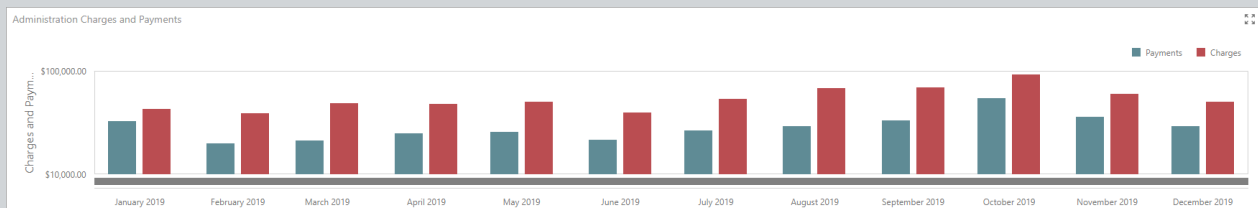
**Type of report** Bar-graph

**Displays:** A side-by-side vertical representation of vaccine administration charges and payments. Vaccine administration charges are defined as CPT codes: 90460-90474, 0001A-0002A, 0011A-0012A, 0021A-0022A, or 0031A.

**Uses:** Posting Date

**Level:**

- Month
- Month - Payer
- Month - Payer - Provider
- Month - Payer - Provider - CPT Code(s)



## Vaccine Only Visits

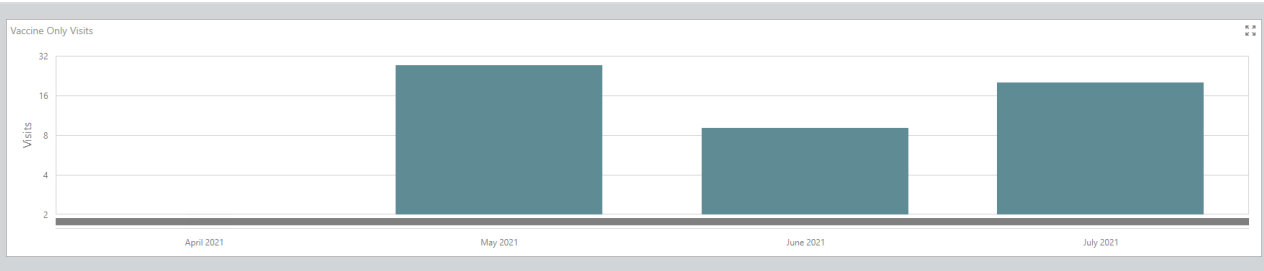
**Type of report** Bar-graph

**Displays:** A vertical representation of Vaccine Only Visit counts. Vaccine Only Visits are defined as visits that contain vaccine charges but do not contain an E/M CPT code (99201-99205, 99211-99215) or a Well Visit CPT code (99381-99385, 99391-99395).

**Uses:** Posting Date

**Level:**

- Month
- Month - Payer
- Month - Payer - Provider
- Month - Payer - Provider - CPT Code(s)



Version 20.13

This content is intended for use by OP RCM Clients only.

**Path:** Tools tab > Financial Dashboards button > Vaccines

**Vaccine Charges and Payments**

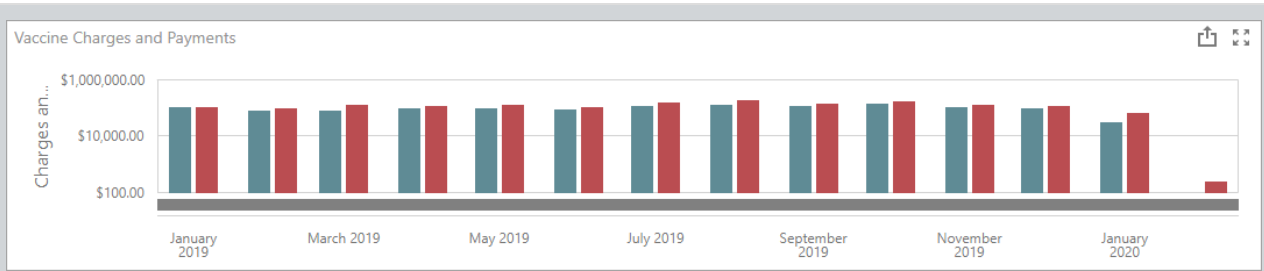
**Type of report** Bar-graph

**Displays:** A side-by-side vertical representation of vaccine charges and payments. Vaccine charges are defined as CPT codes: 90476-90479, 9048%, 9049%, 905%, 906%, 9070%, 9071%, 9072%, 9073%, 9074%, 9075%, or 9130%.

**Uses:** Posting Date

**Levels:**

- Month
- Month - Payer
- Month - Payer - Provider



**Administration Charges and Payments**

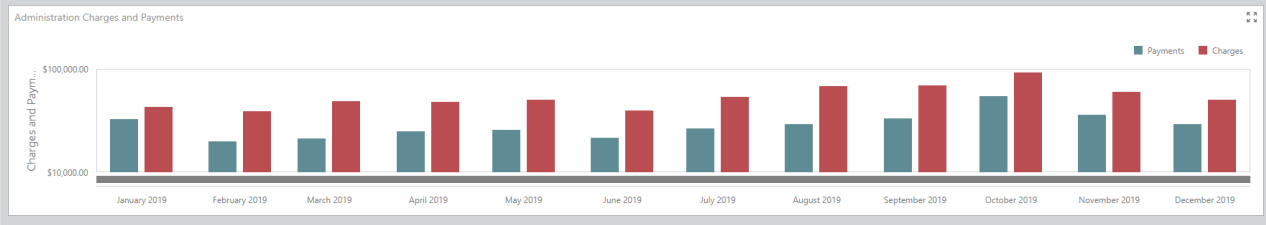
**Type of report** Bar-graph

**Displays:** A side-by-side vertical representation of vaccine administration charges and payments. Vaccine administration charges are defined as CPT codes: 90460-90474, 0001A-0002A, 0011A-0012A, 0021A-0022A, or 0031A.

**Uses:** Posting Date

**Level:**

- Month
- Month - Payer
- Month - Payer - Provider



### Vaccine Only Visits

**Type of report** Bar-graph

**Displays:** A vertical representation of Vaccine Only Visit counts. Vaccine Only Visits are defined as visits that contain vaccine charges but do not contain an E/M CPT code (99201-99205, 99211-99215) or a Well Visit CPT code (99381-99385, 99391-99395).

**Uses:** Posting Date

**Level:**

- Month
- Month - Payer
- Month - Payer - Provider

