

# Financial Analytics: Denial Worklist

Last Modified on 10/15/2021 4:31 pm EDT


Version 20.14

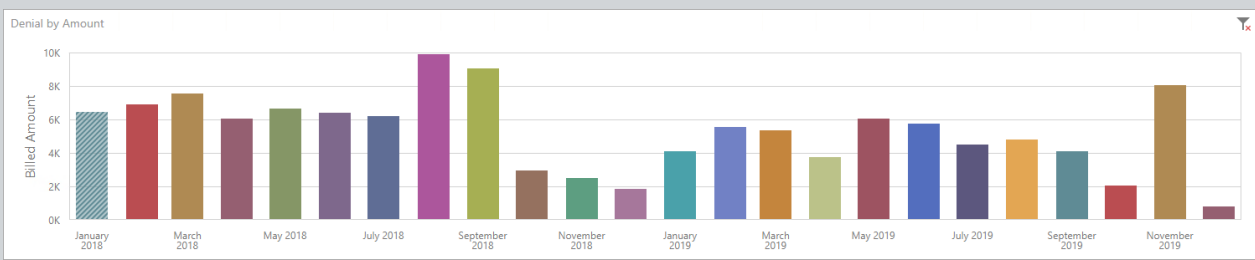
☁ This is a contracted feature available to OP Cloud Practices. Contact your Client Account Manager for more information.

**Path: Tools tab > Financial Analytics button > Denial Worklist**

**Denial by Amount**

**Type of report:** Bar-graph  
**Displays:** A monthly vertical representation of Insurance Denials by billed amount.  
**Drill-down:**

- Hovering over a specific bar displays the total billed amount.
- Clicking on a specific bar populates the Worklist grid with the patient claims that contribute to denials.
- If you have a bar selected but want to change the view to see a Worklist of all Denials, click the **clear filters** button .



**Worklist**

**Type of report:** Worklist  
**Displays:** A list of patient claims with denials according to the month selected in the Denial by Amount panel of the window. The following columns are included, and the column headers can be clicked to sort the information:

Patient Number	Claim Number	Patient Name	Date of Service	Balance	Provider	Payer	Location
----------------	--------------	--------------	-----------------	---------	----------	-------	----------


Version 20.13

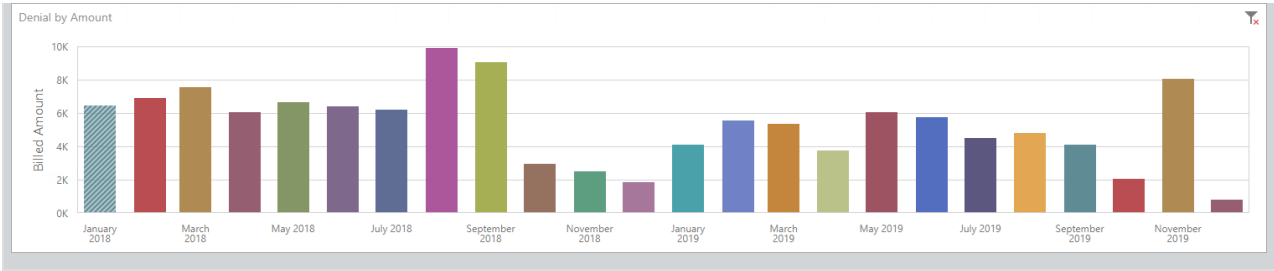
This content is intended for use by OP RCM Clients only.

**Path: Tools tab > Financial Dashboards button > Denial Worklist**

**Denial by Amount**

**Type of report:** Bar-graph  
**Displays:** A monthly vertical representation of Insurance Denials by billed amount.  
**Drill-down:**

- Hovering over a specific bar displays the total billed amount.
- Clicking on a specific bar populates the Worklist grid with the patient claims that contribute to denials.
- If you have a bar selected but want to change the view to see a Worklist of all Denials, click the **clear filters** button .



### Worklist

**Type of report:** Worklist

**Displays:** A list of patient claims with denials according to the month selected in the Denial by Amount panel of the window. The following columns are included, and the column headers can be clicked to sort the information:

Patient Number	Claim Number	Patient Name	Date of Service	Balance	Provider	Payer	Location
----------------	--------------	--------------	-----------------	---------	----------	-------	----------