

Financial Analytics: Patient A/R Worklist

Last Modified on 10/15/2021 4:31 pm EDT


Version 20.14

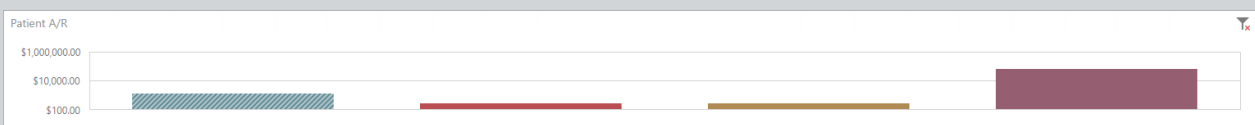
 This is a contracted feature available to OP Cloud Practices. Contact your Client Account Manager for more information.

Path: Tools tab > Financial Analytics button > Patient AR Worklist

Patient A/R

Type of report: Bar-graph
Displays: A vertical representation of Patient A/R by aging bucket: 0-30, 31-60, 61-90, and Over 120.
Drill-down:

- Hovering over a specific bar displays the sum of the Patient A/R in each bucket.
- Clicking on a specific bar populates the Worklist grid with the patient claims that contribute to that bucket.
- If you have a bar selected but want to change the view to see a Worklist of all Patient A/R, click the **clear filters** button .



Worklist

Type of report: Worklist
Displays: A list of patients whose patient balances contribute to the A/R aging bucket selected in the Patient A/R panel of the window (if selected, see above). The following columns are included, and the column headers can be clicked to sort the information:

Patient Number	Claim Number	Patient Name	Date of Service ↑	Balance	Provider	Payer
----------------	--------------	--------------	-------------------	---------	----------	-------


Version 20.13

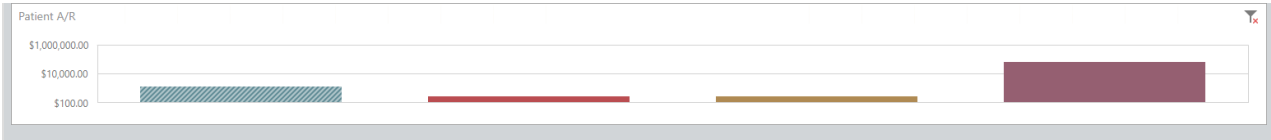
This content is intended for use by OP RCM Clients only.

Path: Tools tab > Financial Dashboards button > Patient AR Worklist

Patient A/R

Type of report: Bar-graph
Displays: A vertical representation of Patient A/R by aging bucket: 0-30, 31-60, 61-90, and Over 120.
Drill-down:

- Hovering over a specific bar displays the sum of the Patient A/R in each bucket.
- Clicking on a specific bar populates the Worklist grid with the patient claims that contribute to that bucket.
- If you have a bar selected but want to change the view to see a Worklist of all Patient A/R, click the **clear filters** button .



Worklist

Type of report: Worklist

Displays: A list of patients whose patient balances contribute to the A/R aging bucket selected in the Patient A/R panel of the window, if selected (see above). The following columns are included, and the column headers can be clicked to sort the information:

Patient Number	Claim Number	Patient Name	Date of Service ↑	Balance	Provider	Payer
----------------	--------------	--------------	-------------------	---------	----------	-------